

PUBLIC NOTICE

PUBLIC NOTICE

PUBLIC NOTICE

Twin Rivers Unified School District
3708 Myrtle Avenue
North Highlands, CA 95660

Parent Committee Meeting
April 25, 2018
12:30 p.m. – Community Room

AGENDA

I. Welcome

- A. Call To Order/Roll Call

II. Information Items

- A. Education
- B. ERSEA
- C. Enrollment and Attendance Report
- D. Health
- E. Meal Count reports
- F. Mental Health
- G. Family and Community Partnerships/Parent Involvement
- H. Disabilities
- I. Special Education Report
- J. School Site Council
- K. Fiscal
- L. Update on Morey Avenue and Rio Linda Preschool Programs
- M. Multicultural Faire planning
- N. Recruitment for 2018-2019

V. Public Participation

VI. Adjournment


Twin Rivers Unified School District



Oakdale Parent Committee Members Sign-In Sheet/Roll Call Sheet

4/25/18
Date of Meeting

Please Specify

_____ # eligible voting representative
_____ # voting representatives present

PC Members Names	Complex	Signature	Payment
1. Tabitha Thompson	TRUSD		—
2.			
3.			
4.			
5.			
6.			
7.			
8.			
9.			
10.			
11.			
12.			
13.			
14.			
15.			
16.			



Twin Rivers Unified School District
Head Start Programs
COMPONENT MONTHLY REPORT
COMPONENT NAME: Leica Jones
MONTH: March 2018

SUCCESSSES (details of tasks that are going well within your component area)

Educators Meeting: Discussed Home Visits and Parent Teacher Conferences. Teachers decided the contents of these meetings, what documents to take, information to give parents etc. Also discussed communication with parents, ways of planning lesson plans in a more efficient manner.

Training and discussion with new teacher.

Planning to implement Handwriting Without Tears with Leslie Mitchem's and Rala Dayal's classrooms. First meeting was a success. Second meeting planned for April

Worked with parent on Learning Genie have discovered different ways for parent-teacher communication using the assessment.

CHALLENGES (details of tasks that you need to be changed, revised or areas where support is needed)

Continue Combining lead teacher and education coordinator responsibilities

Keeping on task with needs of staff

Stay on task with needs of teachers

CURRENT PROJECTS OR TASKS (details of what you are currently working on or anticipate completing within the next month).

Continue to work with Oakdale and encourage a safe, happy environment for all!

Keep abreast with new staff on learning genie

Plan Educator meeting for April


Plan HWT meeting for April

Number of screenings completed to date (i.e. dental, vision, ASQ, growth assessments, blood lead, hemo, speech, FPP/FPA, etc): (number should get larger each month as you add new screenings for the current month to the total from last month) 170 DRDPs completed, 170 ASQ's completed

SELF MONITORING/PIR DATA (details of what you have done to self-monitor your component area or starting the tracking process for PIR 2018)

Constantly taking notes, putting due dates into computer and personal tablet, printing out daily schedule and place in folder, carry folder with you to Oakdale.

Check in with Principal daily informing her of what I see on my calendar and making sure we coincide before I make any additional plans.



Twin Rivers Unified School District
Head Start Programs
COMPONENT MONTHLY REPORT
COMPONENT NAME: Zer Yang
MONTH: March 2018

SUCSESSES (details of tasks that are going well within your component area)

- Re-Enrollment was a success. The flow was great and more than half show up.

CHALLENGES (details of tasks that you need to be changed, revised or areas where support is needed)

- Re-Enrolling returning student and enrolling new student for the open slots.
- Recruitment calls. Following up on recruitment.

CURRENT PROJECTS OR TASKS (details of what you are currently working on or anticipate completing within the next month).

- Filing up open slots
- Students Recruitment calls
- Transferring students
- Prepping for Summer School
- Re-Enrollment
- Prepping for next school year

Number of screenings completed to date (i.e. dental, vision, ASQ, growth assessments, blood lead, hemo, speech, FPP/FPA, etc): (number should get larger each month as you add new screenings for the current month to the total from last month) _____

SELF MONITORING/PIR DATA (details of what you have done to self-monitor your component area or starting the tracking process for PIR 2018)

- File Check and Childplus

**Sacramento County Head Start/Early Head Start
Monthly Enrollment Report
March 2018
Head Start/EHS**

Agency	Funded Enrollment	(a) Last Day of Month Enrollment	(b) % Actual to Funded	Average Daily Attendance for Month %
Elk Grove USD	440			
Sacramento City USD	1,211			
SETA	1,988			
San Juan USD	668			
Twin Rivers USD	180	172 16 slots dually funded at Morey 17 slots Twilight program started December 13,2017 Remaining 7 slots unfilled due to Village site not being ready	100%	82% *low attendance due to illness/flu season*
WCIC/Playmate	120			
Total	4,660			


Early Head Start

Agency	Funded Enrollment	(a) Last Day of Month Enrollment	(b) % Actual to Funded	Average Daily Attendance for Month %
Sacramento City USD	144			
SETA	377			
San Juan USD	160			
Twin Rivers USD	16	16	100%	69% *5 students absent*
Total	681			

EHS-CC Partnership/Expansion

Agency	Funded Enrollment	(a) Last Day of Month Enrollment	(b) % Actual to Funded	Average Daily Attendance for Month %
Kinder World	36			
Sacramento City USD	40			
SETA/Job Corps.*	4			
Total	80			

- (a) Includes children who have dropped during the month and whose slot will be filled within the 30 day allowable period.
 (b) If enrollment is less than 100%, agency includes corrective plan of action.
 (c) Average Daily Attendance for month, excluding Home Based



Twin Rivers Unified School District
 Head Start Programs
 COMPONENT MONTHLY REPORT
 COMPONENT NAME: Health
 MONTH: March 2018

SUCCESSSES

- Student with medical concerns have been followed-up and medication, if needed, is in the classroom.
- New Morey students have received hearing, vision, and blood pressure screenings.
- Morey Ave, Rio Linda, and Oakdale students who failed their screenings have been rescreened.
- New student information has been entered into Child Plus.
- Physical and dental exam reminder notices have been sent to parents.
- Twilight students have been screened for hearing and vision.
- Morey Ave students had their second Smile Keepers.

CHALLENGES

- Student attendance has affected when screenings get completed.
- Some parents are having difficulty getting dental and physical exam appointments due to insurance changes or availability with their medical providers.
- Some parents need several reminders to return Dental and/or Physical exams.
- Universal medical form usage needs to be implemented between Headstart programs and First 5 preschools.

CURRENT PROJECTS OR TASKS

- Oakdale students will have their second Smile Keepers dental screenings and varnishing.
- Student health information, such as physicals, dentals, hearing and vision screening results, immunizations and other health information will be recorded in Child Plus.
- Follow-up with parents for students needing updated Physical and/or Dental exams. Provide assistance scheduling appts. or connecting with medical providers as needed.
- Health screenings (vision, hearing, blood pressure) for newly enrolled students.
- Health assessments and reports for students with IEPs.

NUMBER OF SCREENINGS COMPLETED TO DATE:

Morey

Vision 23
 Hearing 23

Rio Linda


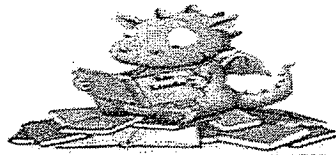
Vision 52
 Hearing 52
 Blood Pressure 52
 Dental Screenings 41

Oakdale

Dental Screenings 18

SELF MONITORING/PIR DATA

- Screening information is being tracked to be entered into Child Plus.
- I notify parents in advance when health information is needed.
- I check individual student files to ensure all information has been entered into their file or Child Plus.



Twin Rivers Head Start Programs COMPONENT MONTHLY REPORT

COMPONENT NAME: Health March

SUCSESSES(details of tasks that are going well within your component a

1. 2nd Dental Varnishes are done
2. New Students Hearing and Vision are on going
3. Met with Martha (Health Coordinator for Seta to discuss Health information for 2018-2019

CHALLENGES (details of tasks that you need to be changed, revised or areas where support is needed)

1. 30 Month Physicals for Toddlers

CURRENT PROJECTS OR TASKS (details of what you are currently working on or anticipate completing within the next month)

1. Toddlers Hearing and Vision Screeners
2. Filing of Health forms
3. Following up on dental – annual physicals
- 4.
- 5.

SELF MONITORING/PIR DATA (details of what you have done to self monitor your component area or starting the tracking process for PIR 2015)

1. File checks
2. Child Plus Reports
3. File review
4. Meeting District - Seta

SCREENINGS (number of screenings completed during the month) _____

See attached

Attachments (component meeting agenda, sign in sheets, minutes, self assessment tracking sheets (i.e. file checklists, observations, student list, etc)

due to Mrs. Tabitha by 1st of each month

Twin River Unified School District

2371 - CACFP Reimbursement Summary

Program Term: Head Start 2017 - 2018, Agency: Twin River Unified School District

Attendance Date: 3/1/2018 - 3/30/2018

Twin River Unified School District

	Operating Days	CACFP Free	CACFP Reduced	CACFP Paid	Breakfast	AM Snack	Lunch	PM Snack	Supper
Head Start 2017 - 2018									
Morey Ave CDC									
1402A-AM	13	20	0	0	219	0	219	219	0
1402C-AM	13	24	0	0	259	0	259	259	0
1402E-AM	13	20	0	0	224	0	224	224	0
1402G-AM	13	24	0	0	261	0	261	261	0
1402H-PM	13	17	0	0	0	0	161	161	0
Morey Ave CDC	65	105	0	0	963	0	1,124	1,124	0
Oakdale Preschool									
1405A-AM	13	19	0	0	215	0	215	215	0
Oakdale Preschool	13	19	0	0	215	0	215	215	0
Rio Linda Preschool Center									
1406A-AM	13	24	0	0	265	0	265	265	0
1406C-AM	13	24	0	0	281	0	281	281	0
Rio Linda Preschool Center	26	48	0	0	546	0	546	546	0
Twin River Unified School Distri	104	172	0	0	1,724	0	1,885	1,885	0
Report Totals	104	172	0	0	1,724	0	1,885	1,885	0

Twin River Unified School District


2371 - CACFP Reimbursement Summary

Program Term: Early Head Start 2017 - 2018, Agency: Twin River Unified School District

Attendance Date: 3/1/2018 - 3/30/2018

Twin River Unified School District

	Operating Days	CACFP Free	CACFP Reduced	CACFP Paid	Breakfast	AM Snack	Lunch	PM Snack	Supper
Early Head Start 2017 - 2018									
Morey Ave CDC									
14100	16	8	0	0	92	0	92	92	0
1410P	16	8	0	0	104	0	104	104	0
Morey Ave CDC	32	16	0	0	196	0	196	196	0
Twin River Unified School Distri	32	16	0	0	196	0	196	196	0
Report Totals	32	16	0	0	196	0	196	196	0



Morey Avenue School
Early Childhood Development Center

COMPONENT MONTHLY REPORT

COMPONENT NAME: Mental Health

MONTH: March

SUCSESSES (details of tasks that are going well within your component area)

- Wrapping up of groups for 2018-2019 school year
- Positive review of the SETA monitoring
- Parent meetings completed and positive

CHALLENGES (details of tasks that you need to be changed, revised or areas where support is needed)

- Division of time to meet all students equally
- Travel time to school sites prevent more time spent at one school for students

CURRENT PROJECTS OR TASKS (details of what you are currently working on or anticipate completing within the next month)

- Kindergarten transition meetings
- Binder update for the federal review
- Men in my life planning and date
- Open house planning
- Multicultural event planning for game
- Intern selection for next year
- Planning calendar for next year


SELF MONITORING/PIR DATA (details of what you have done to self monitor your component area or starting the tracking process for PIR 2011)

- Monitored spreadsheet for all students
- Blue Folders for individuals teachers and classrooms

SCREENINGS (number of screenings completed during the month) 0

Attachments (component meeting agenda, sign in sheets, minutes, self-assessment tracking sheets (i.e. file checklists, observations, student list, etc)

*** due to Mrs. Tabitha by 1st of each month***



Twin Rivers Unified School District
Head Start Programs
COMPONENT MONTHLY REPORT
COMPONENT NAME: Christina Southivilay
MONTH: March

SUCSESSES (details of tasks that are going well within your component area)

- Parent board
- FDC training
- Dr. Seuss
- See's fundraiser
- Chipotle fundraiser

CHALLENGES (details of tasks that you need to be changed, revised or areas where support is needed)

- Signature from parents
- Hemo and blood results
- FPA
- Students Files
- Getting fundraisers
- Event planning

CURRENT PROJECTS OR TASKS (details of what you are currently working on or anticipate completing within the next month).

- Parent board
- Open House
- Planning for MC Faire, and Cinco de Mayo
- Following up with Hemo and Blood Lead
- Getting parents reminder notices for hemo and blood
- Nutrition in the classroom
- Getting up to date with the state students
- Getting into all student files
- Inputting FPA into child plus.
-



Number of screenings completed to date (i.e. dental, vision, ASQ, growth assessments, blood lead, hemo, speech, FPP/FPA, etc): (number should get larger each month as you add new screenings for the current month to the total from last month) _____

- FPP = 40/44
- Blood Lead = 34/44

- Hemoglobin = 37/44
- Growth Assessment=43/44
- Lead risk assessment=44/44
- TB Risk assessment=44/44
- FPA= 44/44
- FPA 1st round follow-up=38/44
- FPA 2nd round follow-up =20/44

SELF MONITORING/PIR DATA (details of what you have done to self-monitor your component area or starting the tracking process for PIR 2018)

- Child plus
- Students tracking list



Twin Rivers Unified School District
Head Start Programs
COMPONENT MONTHLY REPORT
COMPONENT NAME: Elizeth Jaimes-Cornejo
MONTH: March 2018

SUCCESSSES (details of tasks that are going well within your component area)

- ✓ Morey, RL, Oakdale parent meetings
- ✓ Dr. Seuss
- ✓ FDC training
- ✓ Sees Fundraiser
- ✓ Chipotle Fundraiser

CHALLENGES (details of tasks that you need to be changed, revised or areas where support is needed)

- ✓ Collecting parent signatures
- ✓ Learning CL duties
- ✓ Attending TCM's
- ✓ Collecting blood lead/hemos
- ✓ FPA follow-ups
- ✓ Event planning

CURRENT PROJECTS OR TASKS (details of what you are currently working on or anticipate completing within the next month).

- ✓ Change parent boards for April
- ✓ Nutrition classroom activities
- ✓ April parent meetings
- ✓ Open house
- ✓ Multicultural Fair prep
- ✓ FPA input's on CP
- ✓ Cinco de Mayo
- ✓ Reminder notices for blood lead/hemos
- ✓ Twilight FPA's
- ✓ Twilight Growth assessment
- ✓ Popcorn Fundraiser


Number of screenings completed to date (i.e. dental, vision, ASQ, growth assessments, blood lead, hemo, speech, FPP/FPA, etc): (number should get larger each month as you add new screenings for the current month to the total from last month) _____

- ✓ FPP 45/45
- ✓ Blood Lead 23/45
- ✓ Hemoglobin 39/45
- ✓ Growth Assessment 39/45
- ✓ FPA's 42/45

- ✓ FPA 1st Follow-up 42 /45
- ✓ FPA 2nd Follow-up 37/45
- ✓ TB Risk Assessment 45/45
- ✓ Lead Risk Assessment 45/45

SELF MONITORING/PIR DATA (details of what you have done to self-monitor your component area or starting the tracking process for PIR 2018)

- ✓ Student tracking list
- ✓ Child plus



Twin Rivers Unified School District Head Start Programs

COMPONENT MONTHLY REPORT

COMPONENT NAME: Ashley M. Jones

MONTH: March

SUCSESSES (details of tasks that are going well within your component area)

- Supporting parent meeting at Morey
- FPA follow up
- Prepping for Dr. Seuss
- Chipotle and See's Fundraisers
- SETA Child Plus trainings

CHALLENGES (details of tasks that you need to be changed, revised or areas where support is needed)

- Contacting Library personnel for open house
- Hemo and blood results
- Meeting parents for FPA
- Students Files

CURRENT PROJECTS OR TASKS (details of what you are currently working on or anticipate completing within the next month).

- Planning Cinco de Mayo
- Planning Multicultural
- Following up with Hemo and Blood Lead
- Getting parents reminder notices for hemo and blood
- Changing out parent boards for April
- Nutrition in the classroom
- Ordering tables and supplies for MC
- Getting into all student files
- Completing next round of FPA



Number of screenings completed to date (i.e. dental, vision, ASQ, growth assessments, blood lead, hemo, speech, FPP/FPA, etc): (number should get larger each month as you add new screenings for the current month to the total from last month) _____

- FPP = 27/27
- Blood Lead = 6/27
- Hemoglobin = 6/27
- Growth Assessment=27/27
- Lead risk assessment= 27/27

- TB Risk assessment= 27/27
- FPA= 27/27
- FPA 1st round follow-up= 27/27
- FPA 2nd round follow-up = 8/27

SELF MONITORING/PIR DATA (details of what you have done to self-monitor your component area or starting the tracking process for PIR 2018)

- Child plus
- Students tracking list



Twin Rivers Unified School District Head Start Programs

COMPONENT MONTHLY REPORT

COMPONENT NAME: Tashamarie Brewer

MONTH: March 2018

SUCSESSES (details of tasks that are going well within your component area)

- Hemo and Blood Lead
- Follow-ups
- Talking with families
- Parent Meeting
- Learning Community Liaison Duties (Continuing)

CHALLENGES (details of tasks that you need to be changed, revised or areas where support is needed)

- Getting to the Team Collaboration meetings all of them
- More time in Room 9

CURRENT PROJECTS OR TASKS (details of what you are currently working on or anticipate completing within the next month).


- Parent Meeting
- Ordering
- Fundraiser
- Back to School Night
- Cinco De Mayo
- Multicultural Day

Number of screenings completed to date (i.e. dental, vision, ASQ, growth assessments, blood lead, hemo, speech, FPP/FPA, etc): (number should get larger each month as you add new screenings for the current month to the total from last month) _____

- FPP: 72/72
- HEMO: 60/71
- BLOOD LEAD: 52/71
- LEAD RISK ASSESSMENTS: 72/72
- GROWTH ASSESSMENT: 72/72
- FPA: 72/72
- Follow up 1: 72/72
- Follow up 2: 72/72
- Follow up 3: 49/72

SELF MONITORING/PIR DATA (details of what you have done to self-monitor your component area or starting the tracking process for PIR 2018)

- Tracking Sheet
- ChildPlus



**Twin Rivers Unified School District
Head Start Programs**

COMPONENT MONTHLY REPORT
COMPONENT NAME: Nina Sandhu
MONTH: March 2018

		IFSP	IEP
A	Cumulative number of children with an IFSP/IEP for the Program Year *	0	23
B	Total number of children enrolled with an active IFSP/IEP	0	22
C	Children with an IFSP/IEP who have dis-enrolled, outside agency transfer, or services have been terminated	1	0
D	Children currently pending	0	0
E	Future IFSP/IEP Meetings scheduled	0	0

SUCSESSES (details of tasks that are going well within your component area)

- All of the parents coming to IEP's and seeing progress on their kiddos speech and language.

CHALLENGES (details of tasks that you need to be changed, revised or areas where support is needed)

- Trying to assess students, finish all the speech and language reports and SEIS paperwork for upcoming triennials/transitions, as well as seeing kids for speech and language services.

CURRENT PROJECTS OR TASKS (details of what you are currently working on or anticipate completing within the next month).

- Finishing the paperwork on SEIS for my upcoming IEP's in April. We have a lot coming up in April.

Number of screenings completed to date (i.e. dental, vision, ASQ, growth assessments, blood lead, hemo, speech, FPP/FPA, etc): (number should get larger each month as you add new screenings for the current month to the total from last month): 16 speech and language screeners.

SELF MONITORING/PIR DATA (details of what you have done to self-monitor your component area or starting the tracking process for PIR 2018)

- Keeping up to date on my excel sheet of current students with active IEP's.
- Have daily logs with children I have been servicing for speech and language, also written which disability they are under.
- Making sure section 6 is updated in the kiddos binders.
- Writing daily notes of all the children I see daily for speech and language services.

Monthly Special Education Report

Twin Rivers USD

March 2018

Agency Name

Reporting Month/Year

		IFSP	IEP
A	Cumulative number of children with an IFSP/IEP for the Program Year *	0	23
B	Total number of children enrolled with an active IFSP/IEP		22
C	Children with an IFSP/IEP who have dis-enrolled, transferred, or services have been terminated		0
D	Children currently pending		0
E	Future IFSP/IEP Meetings scheduled		0

* (Line B) + (Line C) = Line A

Comments:

Tabitha E. Thompson, Ed.D

Principal/Head Start Director

March 23, 2018

Completed by (Print Name)

Title

Date

Please complete and submit by the 1st of each month for the previous reporting month.

Email to Laura Moore (SETA Education Coordinator) @ laura.moore@seta.net

TWIN RIVERS UNIFIED SCHOOL DISTRICT

Head Start Programs

August 1, 2017 through July 31, 2018

Head Start Basic

This program is housed at the Morey Avenue Child Development Center (155 Morey Avenue) and Oakdale (3708 Myrtle Avenue) and Rio Linda (631 L Street) sites.

Morey Avenue Child Development Center--Funding affords this Center the opportunity to offer a high quality program for children from 2 years 9 months to 6 years old and to uphold the Head Start philosophy of serving both the child and the family. This program provides services to 72 children. These services include the staffing of both certificated (teachers, social worker, speech therapist) and classified personnel (assistants, custodial and clerical), the purchase of instructional materials and supplies, the experiences of student assemblies and field trips, the payment of policy council reimbursements for child care and mileage, the printing of test results and handbooks delivered to staff and the family and the health screenings of children.

Oakdale—This site serves 20 children. Funding is used to staff the site, to purchase instructional materials and supplies, to expose children to as many experiences as possible through student assemblies and/or field trips, to print a variety of forms needed to communicate to the child's family and staff and to conduct health screenings.

Rio Linda Elementary—This site serves 48 children. Funding is used to staff the site, to purchase instructional materials and supplies, to expose children to as many experiences as possible through student assemblies and/or field trips, to print a variety of forms needed to communicate to the child's family and staff and to conduct health screenings.

Early Head Start (EHS)

This program is housed at the Morey Avenue Child Development Center (155 Morey Avenue).

Morey Avenue Child Development Center--Funding affords this Center the opportunity to offer a high quality program for children from 24 to 36 months old and to uphold the Head Start philosophy of serving both the child and the family. This program provides services to 16 children. These services include all of the details noted above under the Head Start Basic section.

Head Start Training and Technical Assistance

Funding has been allocated by the Federal government for training provided by the NCECE Conference, California Head Start Conference, safety regulations (including CPR training) and Twin Rivers Pre-K staff development day.

Duration

The award of this grant provides with increased service hours and days for Head Start students. The increased services for students will permit the classroom size to consist of up to 24 students with 1 teacher and 2 teacher assistants daily. This revised teaching model will ensure that every student is provided individualized support and the classroom environment is equipped to ensure all students' needs both academically and socially are met. The revised teaching model further ensures the appropriate planning and collaboration time for teaching staff to develop lesson plans, classroom activities and collect the necessary evidence for the various assessments to monitor student progress. Start-up funds received in FY 2016/17 will be used to purchase a portable to place at Village Elementary that will provide services to 40 students.

**Head Start (HS),
Early Head Start (EHS),
Head Start Training and Technical Assistance (HS and EHS) and
Duration**

Fiscal Reports

March 2018

The following is a brief description of the dollar amounts reported on each fiscal report--

1. Actual Expenses—Current Period and Adjustments—Expenses incurred during March 2018.
2. Actual Expenses—Cumulative to Date—Summary of expenses from August 1, 2017 through July 31, 2018.
3. Current Budget—Amount budgeted for each cost item.
4. Unexpended Balance--Amount remaining to be spent during this grant period (Current Budget less Cumulative to Date Expenses).

SETA - HEADSTART MONTHLY FISCAL REPORT
1217 Del Paso Blvd., Sacramento CA 95815

Month: March 2018--Head Start

Agreement No.:

Delegate: Twin Rivers Unified School District
Address: 3222 Winona Way
North Highlands, CA 95660

Program: PA 22 BASIC
PA20
PA26
Other:

Cost Item	Actual Expenses		Current Budget	Unexpended Balance
	Current period & adjustments	Cumulative to date		
I Personnel	3,311.13	26,625.60	50,696.00	24,070.40
Fringe Benefits	1,170.75	9,388.42	17,188.00	7,799.58
A Occupancy	0.00	0.00	0.00	0.00
D Staff Travel	0.00	0.00	0.00	0.00
M Supplies	0.00	0.00	1,750.00	1,750.00
I Other	0.00	0.00	2,145.00	2,145.00
N Indirect Costs	7,512.46	55,964.11	75,640.00	19,675.89
I. Total Administration	11,994.34	91,978.13	147,419.00	55,440.87
Non-Federal Admin.	0.00	0.00	0.00	0.00
Total Fed. and Non-Fed. Admin.	11,994.34	91,978.13	147,419.00	55,440.87
II. a. Personnel	85,674.22	665,981.25	1,122,900.00	456,918.75
b. Fringe Benefits	30,344.31	237,859.48	345,026.00	107,166.52
P c. Out of State Travel	0.00	0.00	5,000.00	5,000.00
R d. Equipment	0.00	0.00	0.00	0.00
O e. Supplies	0.00	0.00		0.00
Office Supplies	628.86	4,794.30	5,250.00	455.70
Child and Family Service Supplies	133.32	3,422.67	3,800.00	377.33
Food Service Supplies	0.00	3,613.90	3,000.00	(613.90)
Medical/Dental/Disabilities/Custodial	2,974.91	4,548.11	6,000.00	1,451.89
Instructional Materials	2,190.06	21,277.89	10,000.00	(11,277.89)
G f. Contractual	0.00	0.00	0.00	0.00
R g. Construction	0.00	0.00	0.00	0.00
A h. Other:	0.00	0.00	0.00	0.00
M Utilities	1,267.03	12,977.52	24,855.00	11,877.48
Building/Child Liability Insurance	0.00	726.32	1,500.00	773.68
Building Maint/Repair	0.00	0.00	500.00	500.00
Local Teachers Travel	425.14	2,600.99	2,000.00	(600.99)
Nutrition Services	3,193.78	11,453.65	10,709.00	(744.65)
Child Services Consultants	0.00	3,059.85	2,000.00	(1,059.85)
Substitutes, if not paid benefits	0.00	1,538.48	2,000.00	461.52
Parent Services	4,216.81	15,643.43	8,500.00	(7,143.43)
Publications/Advertising/Printing	982.05	1,455.94	2,000.00	544.06
Training or Staff Development	1,373.92	2,606.02	1,000.00	(1,606.02)
Copy Machine Lease	0.00	2,886.81	8,000.00	5,113.19
Membership/Licensing Fees	720.01	1,818.98	2,000.00	181.02
II. Total Program	134,124.42	998,265.59	1,566,040.00	567,774.41
Non-Federal Program	30,800.73	275,094.12	430,240.00	155,145.88
Total SETA Costs (I + II)	146,118.76	1,090,243.72	1,713,459.00	623,215.28
	146,118.76	1,090,243.72		623,215.28
	0.00	0.00		0.00
<i>K. Vervilos</i>	<i>4-6-18</i>	Vasseliki Vervilos	566-1600, 66859	
Authorized Signature	Date	Prepared By	Phone	

DELEGATE Twin Rivers Unified School District
 HEAD START/EARLY HEAD START
 IN-KIND REPORT
 FOR THE MONTH ENDING March 2018

SOURCES OF IN-KIND	Current Month		Total Y-T-D	
	Admin	Prog	Admin	Prog
PARENT VOLUNTEERS (Hours x Rate)				-
				2,179.35
				1,133.51
				-
				-
PERSONNEL & BENEFITS (Describe outside funding)				-
State Preschool		20,322.09		186,775.71
				-
				-
				-
OCCUPANCY (Location and Method of Valuation)				-
				-
				-
				-
				-
SUPPLIES AND SERVICES (List item(s), Donor & V)				-
State Preschool		8,812.16		40,181.52
				-
				-
				-
				-
OTHER (Describe in detail)				-
State Preschool Indirect	1,666.48		13,433.71	-
Social Worker Volunteer Interns--			-	31,390.32
			-	-
			-	-
TOTAL	1,666.48	29,134.25	13,433.71	261,660.41
		30,800.73		275,094.12

SIGNATURE K. Engersoll 4-6-18


SETA - HEADSTART MONTHLY FISCAL REPORT
1217 Del Paso Blvd., Sacramento CA 95815

Month: March 2018--Early Head Start

Agreement No.:

Delegate: Twin Rivers Unified School District
Address: 3222 Winona Way
North Highlands, CA 95660

Program: PA 22 EHS
PA20
PA26
Other:

	Cost Item	Actual Expenses		Current Budget	Unexpended Balance
		Current period & adjustments	Cumulative to date		
I.	Personnel	643.51	3,861.11	12,692.00	8,830.89
	Fringe Benefits	201.58	1,206.66	6,306.00	5,099.34
A	Occupancy	0.00	0.00	0.00	0.00
D	Staff Travel	0.00	0.00	0.00	0.00
M	Supplies	0.00	0.00	300.00	300.00
I	Other	0.00	0.00	305.00	305.00
N	Indirect Costs	1,351.66	10,287.09	15,963.00	5,675.91
	I. Total Administration	2,196.75	15,354.86	35,566.00	20,211.14
	Non-Federal Admin.	0.00	0.00	0.00	0.00
	Total Fed. and Non-Fed. Admin.	2,196.75	15,354.86	35,566.00	20,211.14
II.	a. Personnel	12,671.21	111,280.95	223,631.00	112,350.05
	b. Fringe Benefits	5,411.89	46,397.71	76,202.00	29,804.29
P	c. Out of State Travel	0.00	0.00	0.00	0.00
R	d. Equipment	0.00	0.00	0.00	0.00
D	e. Supplies	0.00	0.00	0.00	0.00
	Office Supplies	52.51	633.71	900.00	266.29
	Child and Family Service Supplies	167.45	1,602.97	1,200.00	(402.97)
	Food Service Supplies	0.00	0.00	1,200.00	1,200.00
	Medical/Dental/Disabilities/Custodial	439.66	1,902.63	2,000.00	97.37
	Instructional Materials	162.28	5,905.08	1,000.00	(4,905.08)
G	f. Contractual	0.00	0.00	0.00	0.00
R	g. Construction	0.00	0.00	0.00	0.00
A	h. Other :	0.00	0.00	0.00	0.00
M	Utilities	584.46	2,860.68	2,695.00	(165.68)
	Building/Child Liability Insurance	0.00	0.00	300.00	300.00
	Building Maint/Repair	0.00	4.70	100.00	95.30
	Local Teachers Travel	0.00	17.09	500.00	482.91
	Nutrition Services	875.00	3,303.61	1,000.00	(2,303.61)
	Child Services Consultants	0.00	0.00	1,000.00	1,000.00
	Substitutes, if not paid benefits	3,235.78	8,193.21	500.00	(7,693.21)
	Parent Services	268.10	1,778.34	2,000.00	221.66
	Publications/Advertising/Printing	65.07	336.23	200.00	(136.23)
	Training or Staff Development	0.00	0.00	500.00	500.00
	Copy Machine Lease	0.00	317.74	500.00	182.26
	Membership/Licensing Fees	159.99	196.71	200.00	3.29
	II. Total Program	24,093.40	184,731.36	315,628.00	130,896.64
	Non-Federal Program	6,545.62	75,863.09	89,261.00	13,397.91
	Total SETA Costs (I + II)	26,290.15	200,086.22	351,194.00	151,107.78
		26,290.15	200,086.22		151,107.78
		0.00	0.00		0.00
		4-6-18		Vasseliki Vervilos 566-1600, 66859	
Authorized Signature		Date		Prepared By Phone	

DELEGATE Twin Rivers Unified School District
 HEAD START/EARLY HEAD START
 IN-KIND REPORT
 FOR THE MONTH ENDING March 2018

Early Head Start

SOURCES OF IN-KIND	Current Month		Total Y-T-D	
	Admin	Prog	Admin	Prog
PARENT VOLUNTEERS (Hours x Rate)				-
				375.75
				-
				-
				-
PERSONNEL & BENEFITS (Describe outside funding)				-
				-
				-
				-
				-
OCCUPANCY (Location and Method of Valuation)				-
				-
				-
				-
				-
SUPPLIES AND SERVICES (List item(s), Donor & Val)				-
General Fund		6,545.62		72,699.34
				-
				-
				-
				-
OTHER (Describe in detail)				-
Social Worker Volunteer Interns--			-	2,788.00
				-
				-
				-
TOTAL	-	6,545.62	-	75,863.09
		6,545.62		75,863.09

SIGNATURE K. Zingales

DATE 4-6-18

SETA - HEADSTART MONTHLY FISCAL REPORT
 1217 Del Paso Blvd., Sacramento CA 95815

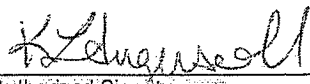
Month: March 2018 TTA--Head Start

Agreement No: 17C21751S0

Delegate: Twin Rivers Unified School District
 Address: 3222 Winona Way
 North Highlands, CA 95660

Program: PA 22
 PA20 T&TA
 PA26
 Other:

Cost Item	Actual Expenses		Current Budget	Unexpended Balance
	Current period & adjustments	Cumulative to date		
I. Personnel				
Fringe Benefits				
A. Occupancy				
D. Staff Travel				
M. Supplies				
I. Other				
N. Indirect Costs				
I. Total Administration				
Non-Federal Admin.				
Total Fed. And Non-Fed. Admin.				
II. a. Personnel				
b. Fringe Benefits				
P. c. Travel				
R. d. Equipment				
O. e. Supplies				
G. f. Contractual				
R. g. Construction				
A. h. Other: Staff Development	686.96	7,220.89	7,500.00	279.11
M.				
II. Total Program	686.96	7,220.89	7,500.00	279.11
Non-Federal Program				
Total SETA Costs (I + II)	686.96	7,220.89	7,500.00	279.11


4-6-18
Vasseliki Vervilos 566-1600,66859
 Authorized Signature Date Prepared By Phone

SETA - HEADSTART MONTHLY FISCAL REPORT
 1217 Del Paso Blvd., Sacramento CA 95815

Month: March 2018 TTA--Early Head Start

Agreement No: 17C21751S0

Delegate: Twin Rivers Unified School District
 Address: 3222 Winona Way
 North Highlands, CA 95660

Program: PA 22
 PA20 T&TA
 PA26
 Other:

Cost Item	Actual Expenses		Current Budget	Unexpended Balance
	Current period & adjustments	Cumulative to date		
I. Personnel				
Fringe Benefits				
A Occupancy				
D Staff Travel				
M Supplies				
I Other				
N Indirect Costs				
I. Total Administration				
Non-Federal Admin.				
Total Fed. And Non-Fed. Admin.				
II. a. Personnel				
b. Fringe Benefits				
P c. Travel				
R d. Equipment				
O e. Supplies				
G f. Contractual				
R g. Construction				
A h. Other: Staff Development	2,427.12	3,152.48	5,852.00	2,699.52
M				
II. Total Program	2,427.12	3,152.48	5,852.00	2,699.52
Non-Federal Program				
Total SETA Costs (I + II)	2,427.12	3,152.48	5,852.00	2,699.52

4-6-18
Vasseliki Vervilos 566-1600,66859
 Authorized Signature Date Prepared By Phone


SETA - HEADSTART MONTHLY FISCAL REPORT
 1217 Del Paso Blvd., Sacramento CA 95815

Month: March 2018

Agreement No:

Delegate: Twin Rivers Unified School District
 Address: 3222 Winona Way
 North Highlands, CA 95660

Program: Duration Carryover

Cost Item	Actual Expenses		Current Budget	Unexpended Balance
	Current period & adjustments	Cumulative to date		
I. Personnel				
Fringe Benefits				
A Occupancy				
D Staff Travel				
M Supplies				
I Other				
N Indirect Costs				
I. Total Administration				
Non-Federal Admin.				
Total Fed. And Non-Fed. Admin.				
II. a. Personnel	0.00	0.00	11,230.00	11,230.00
b. Fringe Benefits	0.00	0.00	3,767.00	3,767.00
P c. Travel	0.00	0.00	0.00	0.00
R d. Equipment	0.00	18,692.16	80,000.00	61,307.84
O e. Supplies	0.00	24,708.41	24,000.00	(708.41)
G f. Contractual	0.00	0.00	0.00	0.00
R g. Construction	132,273.26	509,884.02	500,000.00	(9,884.02)
A h. Other: Staff Development	0.00	0.00	0.00	0.00
M				
II. Total Program	132,273.26	553,284.59	618,997.00	65,712.41
Non-Federal Program	96,404.89	115,374.89	154,750.00	39,375.11
Total SETA Costs (I + II)	132,273.26	553,284.59	618,997.00	65,712.41
				
Authorized Signature		Date	Prepared By	Phone
		4-6-18	Vasseliki Vervilos 566-1600,66859	